

About This Manual

The *NETGEAR® RangeMax™ NEXT Wireless Access Point WN802T Reference Manual* describes how to install, configure and troubleshoot the RangeMax NEXT Wireless Access Point. The information in this manual is intended for readers with intermediate computer and Internet skills.


Conventions, Formats and Scope


The conventions, formats, and scope of this manual are described in the following paragraphs:


- **Typographical Conventions.** This manual uses the following typographical conventions:


<i>Italics</i>	Emphasis, books, CDs, URL names
Bold	User input
Fixed	Screen text, file and server names, extensions, commands, IP addresses

- **Formats.** This manual uses the following formats to highlight special messages:

	Note: This format is used to highlight information of importance or special interest.
---	--

	Tip: This format is used to highlight a procedure that will save time or resources.
---	--


	Warning: Ignoring this type of note may result in a malfunction or damage to the equipment.
---	--

	Danger: This is a safety warning. Failure to take heed of this notice may result in personal injury or death.
---	--

- **Scope.** This manual is written for the RangeMax NEXT according to these specifications:






Product Version	RangeMax NEXT Wireless Access Point
Manual Publication Date	August 2006

For more information about network, Internet, firewall, and VPN technologies, see the links to the NETGEAR website in [Appendix B, “Related Documents”](#).

	Note: Product updates are available on the NETGEAR, Inc. website at http://kbserver.netgear.com/products/WN802T.asp .
---	--

How to Use This Manual

The HTML version of this manual includes the following:

- Buttons,  and , for browsing forwards or backwards through the manual one page at a time
- A  button that displays the table of contents and an  button. Double-click on a link in the table of contents or index to navigate directly to where the topic is described in the manual.
- A  button to access the full NETGEAR, Inc. online KnowledgeBase for the product model.
- Links to PDF versions of the full manual and individual chapters.

How to Print this Manual

To print this manual you can choose one of the following several options, according to your needs.


- **Printing a Page in the HTML View.** Each page in the HTML version of the manual is dedicated to a major topic. Use the *Print* button on the browser toolbar to print the page contents.
- **Printing a Chapter.** Use the *PDF of This Chapter* link at the top left of any page.
 - Click the *PDF of This Chapter* link at the top right of any page in the chapter you want to print. The PDF version of the chapter you were viewing opens in a browser window.

- Your computer must have the free Adobe Acrobat reader installed in order to view and print PDF files. The Acrobat reader is available on the Adobe Web site at <http://www.adobe.com>.
- Click the print icon in the upper left of the window.



Tip: If your printer supports printing two pages on a single sheet of paper, you can save paper and printer ink by selecting this feature.

- **Printing the Full Manual.** Use the *Complete PDF Manual* link at the top left of any page.
 - Click the Complete PDF Manual link at the top left of any page in the manual. The PDF version of the complete manual opens in a browser window.
 - Click the print icon in the upper left of the window.



Tip: If your printer supports printing two pages on a single sheet of paper, you can save paper and printer ink by selecting this feature.

